



Reduce Retained Foreign Object Radiology Report Turnaround Times

CSE Team: Tara Sagebiel, MD (Lead), Deborah J. Borst, Shireen Elsayegh, Ranganath Iyer (Facilitator)

Members: Wei Yang, MD, Aliya Qayyum, MD, Ott Le, MD, Tharakeswara K. Bathala, MD, Cynthia Frazee,

Wanda Baise, Rhoda Reading



Aim

The project aim is to achieve an average monthly report turnaround time of 10 minutes or less for retained foreign objects (RFOs) by September 1, 2015

Definitions

RFO

Any item or foreign object related to an operative or invasive procedure that is unintentionally left inside a patient

Report turnaround time (TAT)

The amount of time between RFO exam completion and radiology report availability

Why do the project?

- ✓ Reduced anesthesia time for patient
- ✓ Reduced OR time for surgeons and staff

How did we know improvement was made?

If an average monthly RFO report TAT of 10 minutes or less was achieved and reported

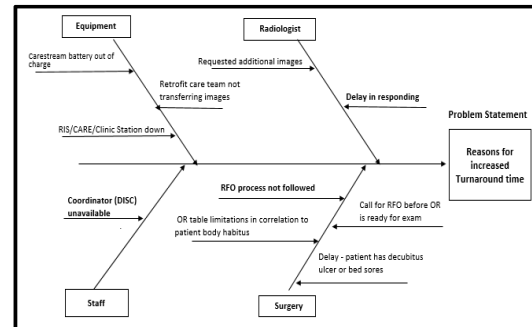
Baseline

The goal of an average TAT of 10 minutes was not achieved for any month (January-April) before implementation

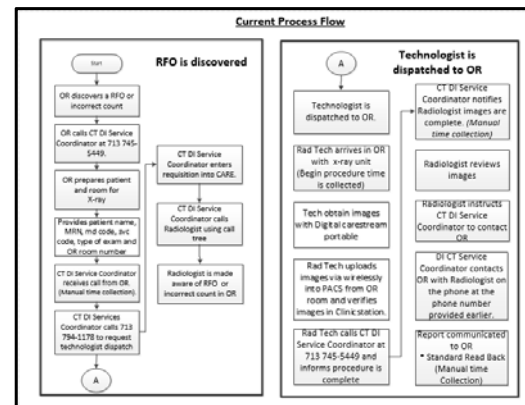
Analysis

Various tools, including Fishbone, Process Flow, and Pareto charts, were used to analyze data

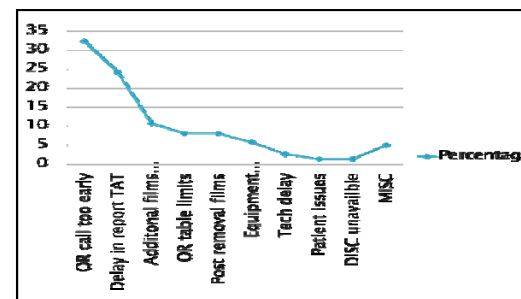
Fishbone



Flow chart



Reasons for delay (%)



PLAN and do the improvement

DI coordinators

- ✓ Improve communication
- ✓ DI coordinators are sent weekly RFO faculty coverage schedules
- ✓ Daytime radiologist (7:00 am-5:00 pm) checks in with DISC and provides extension/phone number
- ✓ On-call radiologist's pager and home phone number are given to DI coordinators

Radiologists

Radiologist coverage

- ✓ Daytime RFO coverage moved to less busy service
- ✓ Backup radiologist placed on daytime schedule
- ✓ Reminders about 10-minute TAT
- ✓ Reminders about RFO coverage assignments

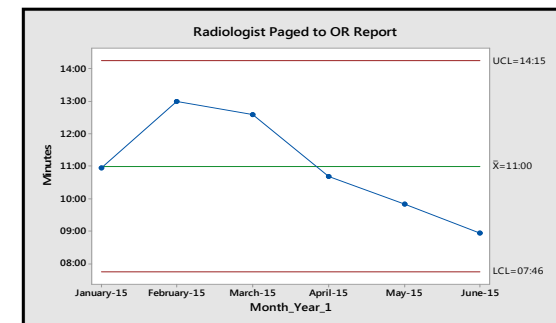
Communication

Radiologist received RFO notifications via e-mail, phone call, page

Education

Radiologist received an RFO lecture with common RFO example images uploaded to SharePoint for reference

Results



Team achieved the goal of 10-minute TAT (May and June) from radiologist page to OR report (in minutes) after implementation