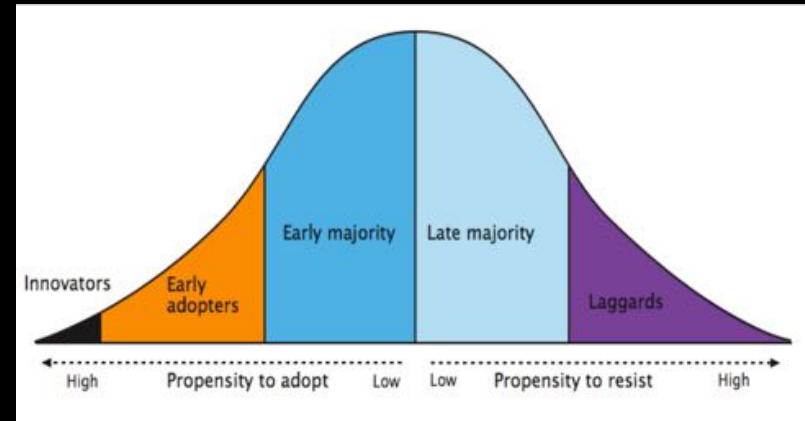


Technology Tools for Teaching RSNA Faculty Skills Update 2016 Summary Slides

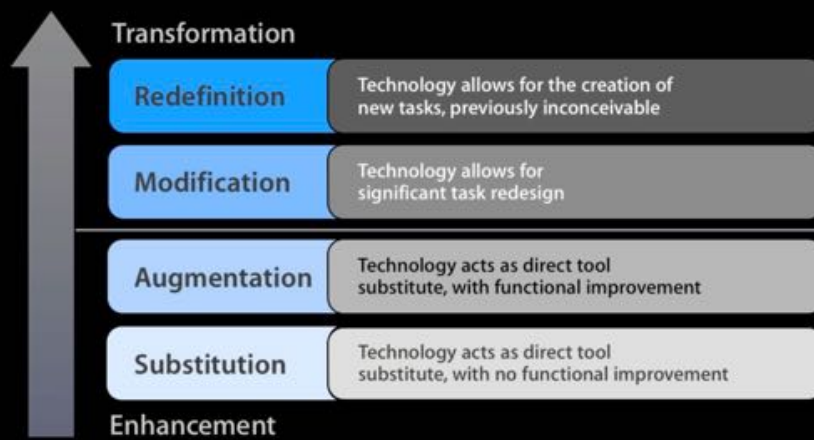
Harprit Singh Bedi, MD
hbedi@tuftsmedicalcenter.org



Rogers Diffusion Of Innovation



SAMR: Technological levels of Use



developed by Dr. Ruben Puentedura

Advantages of Technology

- Makes it easier to share content in different formats
- Makes it easier to flip classroom and/or engage your students
- Allows students to create content

Flipping the Classroom

- Remove direct instruction from the classroom and turn that into the homework ("flip")
- Free up "class time" for more effective learning activities and increased student-teacher interactions

Blended Curriculum



Click



Brick

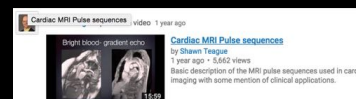
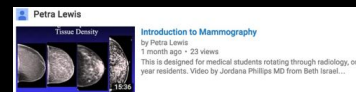
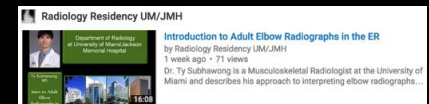
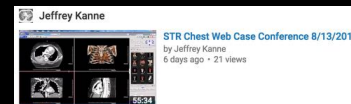
Resources

Online Lecture Content



Business of Radiology


Dr. David Yousem's lectures on the business of radiology.



Radiology Non-Interpretive Skills Review: ABR Core Quality & Safety Study Guide



David B. Larson, MD, MBA
Associate Chair for Performance Improvement
Department of Radiology
Stanford University



C.R.E.A.T.E.

Clinical Radiologist Educator Alliance for Teaching Excellence

[Home](#) [RadCasts](#) [RadTutorials](#) [RadGames](#) [I.C.A.R.U.S.](#) [RadResources](#) [RLS](#)

The Clinical Radiologist Educator Alliance for Teaching Excellence (C.R.E.A.T.E.) Program was founded in 2014 by Dr. Lily Belfi, Associate Professor and Director of Medical Student Education in the Department of Radiology at Weill Cornell Medical Center. The purpose of this program is to provide educators in radiology a forum in which to collaborate, exchange ideas, improve teaching strategies and create innovative



CREATE CONTRIBUTORS:

Radiology Faculty:

Lily M. Belfi MD: Founder, Program Director, Editor-in-Chief

ShafferSeminars

This site is dedicated to education about imaging.

Topics are updated frequently

for medical students

Intro to Imaging

Yr 1-PrISM

DRx

Boot Camp

NameThatValve

Anatomy

IP 1 & 2

ICM-II

Mammo

for radiology residents

normal CT

normal CXR

in development

central lines

UCSD 2016

for other students

PT cases

PA anatomy- BU

PA anatomy-MGH

Masters

HS students

for medical educators

Biopsy Clips

Brachial Plexus

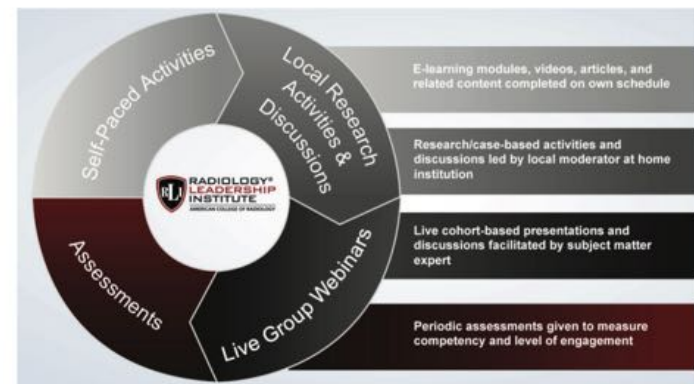


The Alliance of Medical Student Educators in Radiology

To encourage excellence in Radiology education to medical students at a local, national and international level

Teaching the Healthcare Economics Milestones to Radiology Residents: Our Pilot Curriculum Experience

Allen S. Prober, MD, William A. Mehan Jr., MD, MBA, Harprit S. Bedi, MD



Remote Discussions



GoToMeeting.com and MSK conferences

Richardson, et. al. Acad Radiol 2012; 19:746-751

