
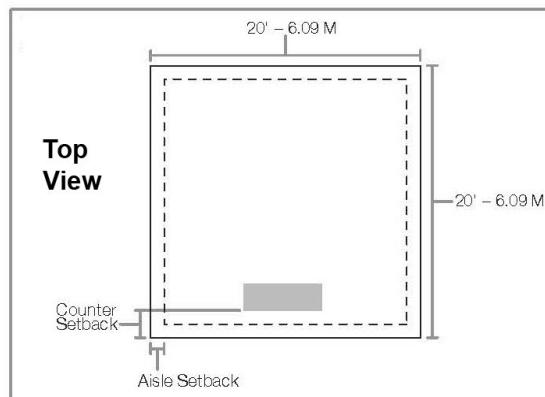
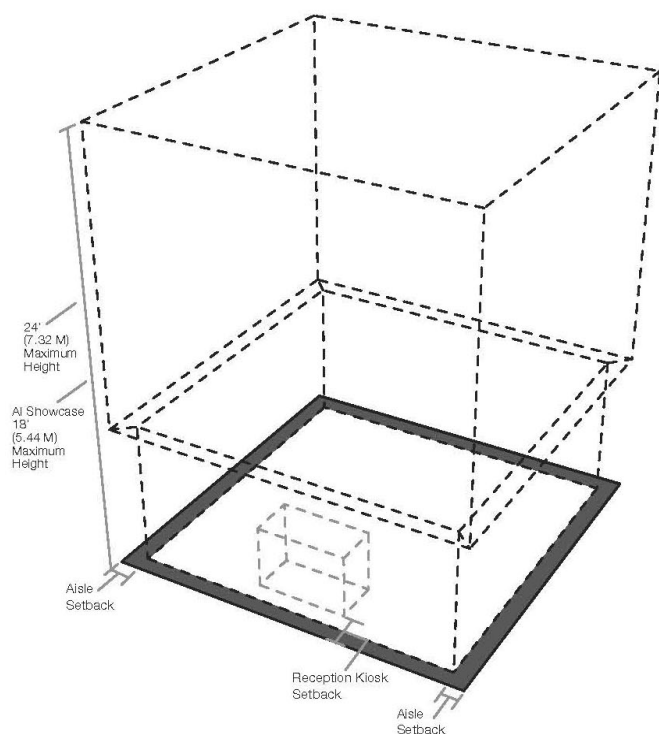


## Island Exhibits

The minimum island booth size is 20' x 20' with four corners and rented in 10' increments. All island exhibits should have access from all four sides. To maximize the exhibit hall at McCormick Place, the east-west dimensions of any island exhibit space must be 20', 50' or 80' wide. RSNA may consider exceptions based on exhibit design elements, location and impact on surrounding exhibits. No part of any island exhibit may exceed a height of 24' from the floor to the top of the exhibit (including the hanging sign). Floor covering is mandatory.



### Setbacks

20' wide island:

- 1' setback from an aisle of the exhibit space
- Reception counters/information kiosks may not be closer than 2' from an aisle.
- Presentation/demonstration areas must be placed within the exhibit space provided, avoiding obstruction of aisle traffic or neighboring exhibits.

50' wide island:

- 2' setback from an aisle of the exhibit space
- Reception counters/information kiosks may not be closer than 3' from an aisle.
- Presentation/demonstration areas must be placed within the exhibit space provided, avoiding obstruction of aisle traffic or neighboring exhibits.

80' wide island:

- 3' setback from an aisle of the exhibit space
- Reception counters/information kiosks may not be closer than 4' from an aisle.
- Presentation/demonstration areas must be placed within the exhibit space provided, avoiding obstruction of aisle traffic or neighboring exhibits.