

Beyond PowerPoint: Innovative Presentation Methods

Mahesh Thapa, MD
Seattle Children's
thapamd@uw.edu

No Disclosures

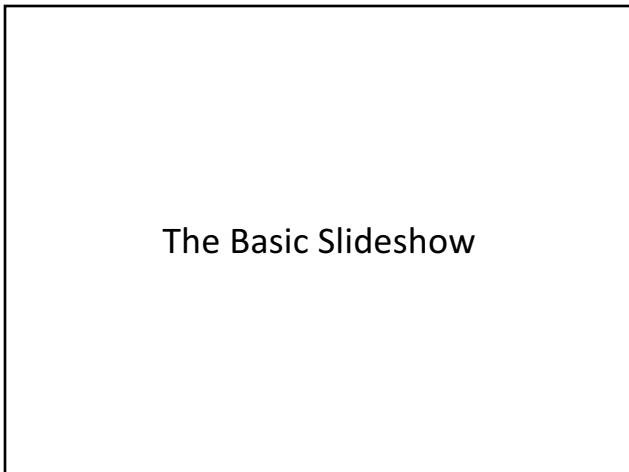
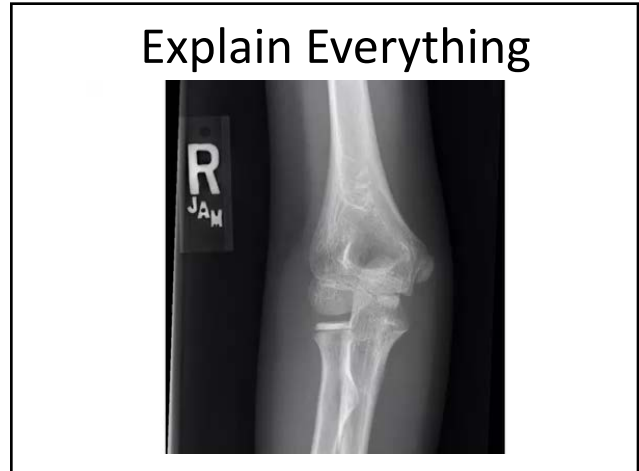
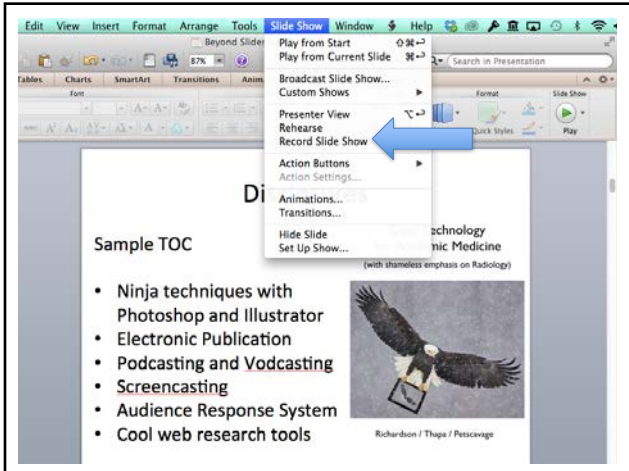
Objectives

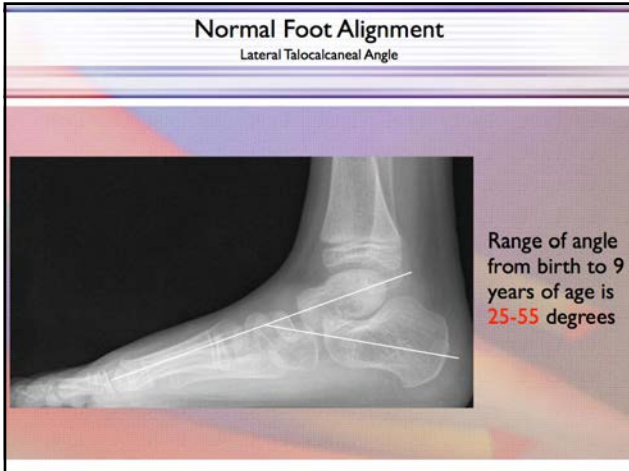
At the end of this lecture, the audience will be able to:

- List three potential alternatives to using simple slideshows for presentations
- Discuss the benefits of creating a presentation based entirely on a movie.
- Explain the concept of a flipped classroom.

Show Touchcast

Touchcast.com





Prezi Version

- Prezi Pros
- Zoom
 - Non-linear
 - Dynamic

Prezi Cons

- Dizziness
- Subscription
- Time to learn

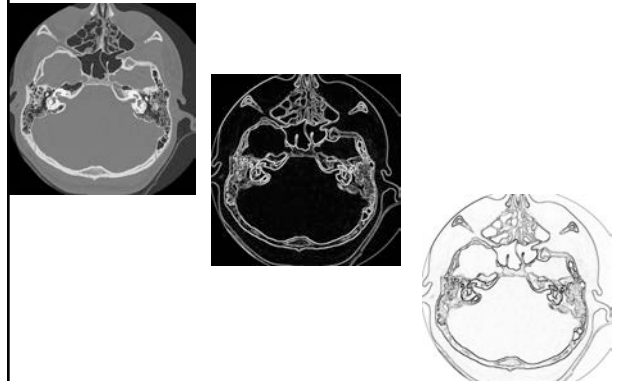
Prezi Cost

The image shows a comparison of two Prezi subscription plans. On the left is the 'Edu Enjoy' plan, which is priced at \$0/month and billed annually. It includes features like PRIVATE presentations, the ability to use your own logo, and 500MB of storage space. On the right is the 'Edu Pro' plan, which is priced at \$4.92/month and billed annually. It includes features like Prezi for Windows and Mac, PRIVATE presentations, the ability to use your own logo, premium support, and 2GB of storage space. An 'Upgrade' arrow points from the Edu Enjoy plan to the Edu Pro plan.

Plan	Price	Key Features
Edu Enjoy	\$0/month (USD 0 billed annually)	PRIVATE presentations, Use your own logo, 500MB storage space
Edu Pro	\$4.92/month (USD 59 billed annually)	Prezi for Windows and Mac, PRIVATE presentations, Use your own logo, Premium support, 2GB storage space

Slides for Tutorial

Creating Line Art in Radiology



Creating Line Art in Radiology



Movie for Tutorial

Software for Screencasting

- Screenflow
- Camtasia

Best Presentation is No
Presentation

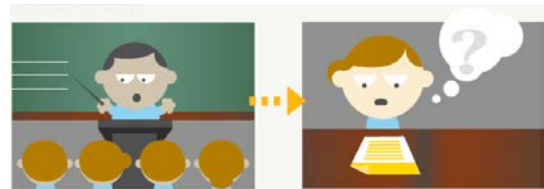
Classroom Flipping

Active learning

Engage in activities that promote **analysis**, **synthesis** and **evaluation** of class content



Traditional classroom



“Lectures are a way of transferring the instructor’s lecture notes to the students’ notebooks without passing through the brains of either.”

Edwin Emery Slosson

Flipped classroom



Video Resources

- Recorded personal lectures
- White board videos
- Web-based videos/podcasts/vodcasts

Show Enhanced Vodcast

Objectives

At the end of this lecture, the audience will be able to:

- List three potential alternatives to using simple slideshows for presentations
- Discuss the benefits of creating a presentation based entirely on a movie.
- Explain the concept of a flipped classroom.

Thank You



thapamd@uw.edu